

LANGMUIR

Subscriber access provided by UNIV OF SCIENCES PHILADELPHIA

Interface-Rich Materials and Assemblies

Humidity-responsive Gold Aerogel for Real Time Monitoring of Human Breath

Israt Ali, Liming Chen, Youju Huang, Liping Song, Xuefei Lu,
Baoqing Liu, Lei Zhang, Jiawei Zhang, Linxi Hou, and Tao Chen

Langmuir, **Just Accepted Manuscript** • DOI: 10.1021/acs.langmuir.8b00472 • Publication Date (Web): 01 Apr 2018

Downloaded from <http://pubs.acs.org> on April 1, 2018

Just Accepted

“Just Accepted” manuscripts have been peer-reviewed and accepted for publication. They are posted online prior to technical editing, formatting for publication and author proofing. The American Chemical Society provides “Just Accepted” as a service to the research community to expedite the dissemination of scientific material as soon as possible after acceptance. “Just Accepted” manuscripts appear in full in PDF format accompanied by an HTML abstract. “Just Accepted” manuscripts have been fully peer reviewed, but should not be considered the official version of record. They are citable by the Digital Object Identifier (DOI®). “Just Accepted” is an optional service offered to authors. Therefore, the “Just Accepted” Web site may not include all articles that will be published in the journal. After a manuscript is technically edited and formatted, it will be removed from the “Just Accepted” Web site and published as an ASAP article. Note that technical editing may introduce minor changes to the manuscript text and/or graphics which could affect content, and all legal disclaimers and ethical guidelines that apply to the journal pertain. ACS cannot be held responsible for errors or consequences arising from the use of information contained in these “Just Accepted” manuscripts.



ACS Publications

is published by the American Chemical Society, 1155 Sixteenth Street N.W.,
Washington, DC 20036

Published by American Chemical Society. Copyright © American Chemical Society.
However, no copyright claim is made to original U.S. Government works, or works
produced by employees of any Commonwealth realm Crown government in the course
of their duties.

Humidity-responsive Gold Aerogel for Real Time Monitoring of Human Breath

Israt Ali^{a,b, †}, *Liming Chen*^{b, †}, *Youju Huang*^{a,b,d*}, *Liping, Song*^{a,b}, *Xuefei Lu*,^a *Baoqing Liu*,^a
Lei Zhang,^{a,b} *Jiawei Zhang*,^{a,b} *Linxi Hou*^{c*}, *Tao Chen*^{a,b*}

a. Key Laboratory of Marine Materials and Related Technologies, Zhejiang Key Laboratory of Marine Materials and Protective Technologies, Ningbo Institute of Material Technology and Engineering, Chinese Academy of Sciences, Ningbo, 315201, China

b. University of Chinese Academy of Sciences, 19 A yuquan Rd. Shijingshan District, Beijing 100049, China

c. Department of Materials-Oriented Chemical Engineering, College of Chemical Engineering, Fuzhou University, 2 Xueyuan road, Fuzhou, 350108, China

d. Max Planck Institute for Polymer Research, Ackermannweg 10, 55128, Mainz, Germany

†These authors contribute equally to this work.

ABSTRACT: Humidity sensor has received considerable attention in recent years because of its significance and wide applications in agriculture, industries, goods stores and medical fields. However, the conventional humidity sensors usually possessed the complexed sensing mechanism, low sensitivity, and required a time-consuming, labor-intensive process. The exploring an ideal sensing material to amplify the sensitivity of humidity sensor is still a big challenge. Herein, we developed a simple, low-cost and scalable fabrication strategy to construct a highly sensitive humidity sensor based on polymer/gold nanoparticles (AuNPs) hybrid materials. The hybrid polymer/AuNPs aerogel was prepared by a simple freeze-drying method.

*E-mail: huangyouju@mpip-mainz.mpg.de; *E-mail: lxhou@fzu.edu.cn; *E-mail: tao.chen@nimte.ac.cn.

1
2
3 By taking the advantage of conductivity of AuNPs and high surface area of highly porous
4 structure, the hybrid poly-N-isopropylacrylamide (PNIPAm)/AuNPs aerogel showed high
5 sensitivity to water molecules. Interestingly, the hybrid PNIPAm/AuNPs aerogel based humidity
6 sensor can be used to detect human breath in different states such as normal breath, fast breath
7 and deep breath, or by different individuals such as person in illness, smoking and normal, which
8 is promising in practical flexible wearable devices for human health monitoring. In addition, the
9 humidity sensor can be used in whistle tune recognition.

10
11
12
13
14
15
16
17
18
19
20 **KEYWORDS:** Humidity sensor, gold aerogel, AuNPs, PNIPAm, breath monitoring
21
22
23

24 **1. Introduction**

25
26 Humidity sensors are widely used in chemical warehouse, air conditioning, paper industries
27 and some food storage areas.¹ Fast response rate, high sensitivity, good stability, and high
28 selectivity are the essential requirements for humidity sensing devices.² However, the
29 conventional humidity sensors usually employed ceramics, semiconductors and organic
30 polymers, resulting into some serious drawbacks such as complexed sensing mechanism, time-
31 consuming, labor-intensive process, low-sensitivities, high cost, and non-operational behavior at
32 high temperature.^{1, 3-4} Many research efforts have therefore been devoted to develop novel
33 advanced materials for highly sensitive humidity sensing. Until now, different nanomaterials
34 such as ZnO, Ag and Ag/SnO₂, CuO, WS₂, and TiO₂ have been used in humidity sensing.⁵⁻⁸ For
35 instant, Phan D. T et al⁹ fabricated black phosphorous and graphene-based nanohybrid material
36 to monitor humidity with high sensitivity and fast response. Similarly, Li et al¹⁰ designed a
37 humidity sensor based on LiCl-TiO₂ via electrospinning technique. The designed humidity
38 sensors could monitor the relative humidity range from 11% to 95%. The recent progress has
39
40
41
42
43
44
45
46
47
48
49
50
51
52
53
54
55
56
57
58
59
60

1
2
3 revealed that humidity sensing materials with porous structure show lots of advantageous to
4 improve the humidity sensing performances.¹¹⁻¹³ Liu and coworkers¹⁴ has described polymer/
5 TiO₂ hybrid porous materials for humidity sensing in a large range from 10% to 90%.
6
7

8
9
10 Aerogels have unique ultra-high porous structure, endowing them with various distinctive
11 properties such as low density, larger inner surface area, low dielectric and thermal properties,
12 profuse and large open interconnected pores.¹⁵⁻¹⁷ Following Kistler's pioneering preparation of
13 aerogel,¹⁸ the fascination with aerogel structures, functions and applications has prompted an
14 avalanche of research activity.¹⁹⁻²¹ Recently, Nyström and coworkers²² synthesized a new class
15 of ultra-low density amyloid templated Au-aerogel for catalytic application. Qian et al²³
16 prepared Ag nanowires based ultralight aerogel with high conductivity. However, to the best of
17 our knowledge, there is no reports about gold aerogels as humidity sensing materials for practical
18 flexible wearable devices for human health monitoring.
19
20
21
22
23
24
25
26
27
28
29

30
31 Herein, we developed a simple, facile and efficient approach to prepare hybrid
32 PNIPAm/AuNPs aerogel and explored the humidity sensing applications. The designed hybrid
33 PNIPAm/AuNPs aerogel has hydrophilic groups, which can easily interact with water molecules
34 and lead to the formation of hydrogen bond.²⁴ Hence, due to the high specific surface area,
35 relatively high conductivity and high porosity, the designed hybrid PNIPAm/AuNPs aerogel can
36 instantly capture water molecules at relatively high humidity via dynamic hydrogen bonds and
37 easily detach water molecules at low relative humidity. The designed humidity sensors were
38 employed to detect human breath and whistle tune recognition. In addition, our system exhibits
39 fast response and linear sensitivity to relative humidity as compared to other available systems.²⁵⁻
40
41
42
43
44
45
46
47
48
49
50

51 26

52 53 54 55 **2. Experimental Section**

1
2
3 **2.1. Materials.** All chemicals were provided from Sigma-Aldrich and Aladdi. N-
4 isopropylacrylamide (NIPAM), Potassium Persulfate (KPS), Ammonium Persulfate (APS) and
5
6 N, N'-methylenebisacrylamide (MBA) and Acrylamide (AAM).
7
8

9
10 **2.2. Instrument.** The morphologies in the experiments were characterized by scanning electron
11
12 microscopy (SEM) (JEOL JMS-6700F instrument) and transmission electron microscopy (TEM)
13
14 (TECNAI T20 with an accelerating voltage 200kV). CHI 660D electrochemical analyzer (CH
15
16 Instruments, Chenhua Co., Shanghai, China) was used to perform the electrochemical analysis.
17
18 X-ray diffraction (XRD) data were obtained from Bruker AXS, D8 Advance. X-ray
19
20 Photoelectron Spectroscopy (XPS) data were obtained from AXIS ULTRA DLD. Relative
21
22 humidity was tuned by Espec SH-24.
23
24
25
26
27

28 **2.3. Synthesis of Gold nanoparticles (AuNPs).** Firstly, all the glassware were cleaned with
29
30 aqua regia ($\text{HNO}_3/\text{HCl} = 1:3$) and then completely rinsed with water. AuNPs (18 nm) were
31
32 synthesized according to the previous method.²⁷ In a typical synthesis, 100 ml of $\text{HAuCl}_4 \cdot 3\text{H}_2\text{O}$
33
34 (2.5 mM) was added into a three neck bottom flask (250 ml), and stirred at 300 r/min at 120 °C.
35
36 Then, 10 ml of 1% sodium citrate (SC) was quickly added. After 20 min, the solution color
37
38 changed to ruby red, indicating the formation of AuNPs. UV-visible Spectra of AuNPs (Figure
39
40 S1 and S2) showed the plasmonic peak at 522 nm, which is in good agreement with previous
41
42 work.²⁸⁻³²
43
44
45
46

47 **2.4. The preparation of hybrid PNIPAm/AuNPs hydrogels.** First, 50 mg of crystallized
48
49 purified NIPAM monomer, 60 mg of AAM monomer, 4 mg MBA as cross-linking agent and 100
50
51 μl (40 mg/ml) KPS initiator were added in a plastic tube. Then a predetermined amount of
52
53
54
55
56
57
58
59
60

1
2
3 H_{AuCl}₄ solution and 1.2 mL PVA solution (1%) were added. Furthermore, oxygen has been
4 removed by using nitrogen and the sealed solution was kept in the refrigerator at 4 °C.
5
6
7

8 The solution was added into a homemade hollow device by quartz glass plate and Teflon plate,
9 and was kept in the oven at 60 °C for 6 hours. The prepared hydrogel was taken out and washed
10 with deionized water. The hybrid PNIPAm/AuNPs hydrogels also can be prepared at room
11 temperature by addition of TEMED.
12
13
14
15
16
17

18 **2.5. Preparation of PNIPAm/AuNPs hydrogels using 18 nm AuNPs.** 50 mg of NIPAM after
19 crystallization, 60 mg AAm, 4 mg MBA monomer as crosslinking agent and 100µL (40 mg/mL)
20 KPS initiator and 3.5 mL of the synthesized 18 nm AuNPs solution were mixed and dissolved
21 well. Then 10µL of TEMED accelerator was added in the solution to get hydrogel.
22
23
24
25
26
27

28 **2.6. Preparation of PNIPAm/AuNPs Aerogel.** The prepared NIPAM/AAm/Au hydrogel was
29 frozen in a refrigerator at -80 °C for 4 h and then freeze-dried in a freeze dryer for 12 h to obtain
30 NIPAM / AAm / Au aerogel. The formation of Au-aerogel can be carried out by two methods. 1)
31 Direct addition of H_{AuCl}₄•3H₂O with AAm, NIPAM, (N, N'-methylenebisacrylamide) MBA
32 and Potassium persulfate KPS mixed solution. 2) The synthesized AuNPs (18nm) were added in
33 AAm, NIPAM, MBA and KPS mixed solution. The different samples with different amount of
34 chemicals were listed in Table 1.
35
36
37
38
39
40
41
42
43
44
45
46
47
48
49
50
51
52
53
54
55
56
57
58
59
60

	AAm	NIPAM	MBA	KPS	TEMED	T	PVA	HAuCl ₄
	mg	mg	mg	(40mg/ml)	uL	°C	(1%)	%
				uL			mL	
A	30	25	2	50	-	60	0.6	-
B	30	25	2	50	-	60	0.6	0.097
C	30	25	2	50	-	60	0.6	0.97
D	30	25	2	50	-	60	0.6	9.70
E	30	25	2	50	-	60	0.6	24.3
F	60	50	4	100	-	60	1.2	0.97
G	60	50	4	100	-	60	1.2	0.97
H	60	50	4	100	10	25	1.2	0.97
I	30	80	4	100	10	25	1.2	0.97

Table 1. Chemical content and temperature variation for the preparation of hybrid PNIPAm/AuNPs aerogels

3. Results and Discussion

Initially, PNIPAm/AuNPs hydrogel as an intermediate is obtained by the polymerization of NIPAM (N-isopropylacrylamide) and in-situ reduction of HAuCl₄•3H₂O. The prepared PNIPAm/AuNPs hydrogel was further treated by freeze-drying to acquire light weight and porous PNIPAm/AuNPs aerogel. Super critical drying method is the widely used approach to get nanomaterials with high porosity and high surface area.³³ In present study, freeze-drying method was used to get the desired aerogel from the intermediate hydrogel. This one-step strategy is promising because it is very simple, facile and efficient to large-scale get Au-aerogel with

tunable Au concentrations. **Figure 1** shows the synthetic roadmap towards the functional Au-aerogel and its application.

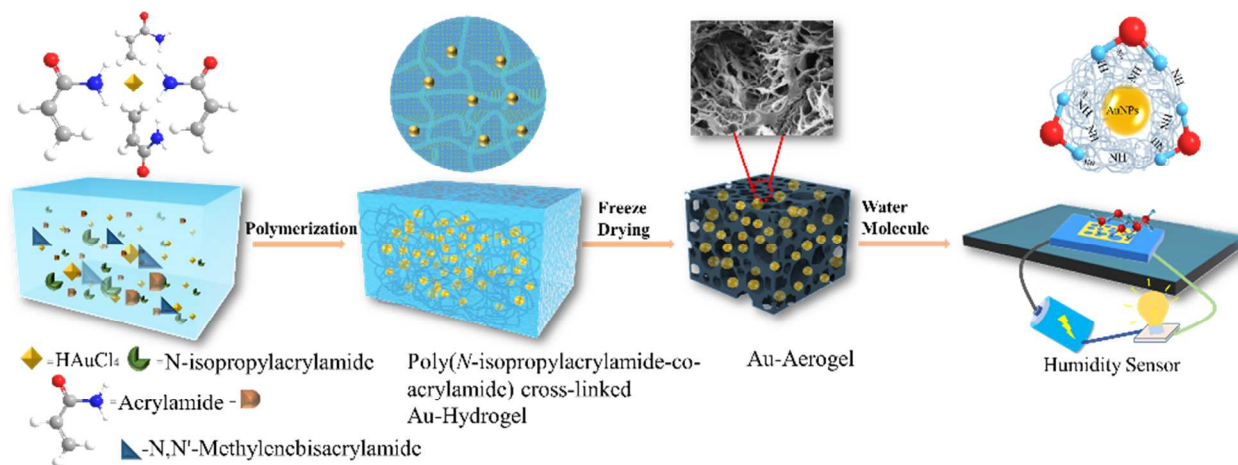


Figure 1. Schematic illustration of the fabrication of hybrid PNIPAm/AuNPs aerogel and its application in humidity sensor.

The optimized experiential parameters are necessary to tune the desired structure of Au aerogel. Table 1 illustrates the different chemical concentrations of HAuCl_4 and other chemicals used for the preparation of Au-aerogel (Table 1). Figure S3 and Figure S4 demonstrate the effect of HAuCl_4 concentration and temperature on the preparation of Au-aerogel. The increase of Au concentration would lead to color changes of hybrid PNIPAm/AuNPs aerogel from white to pink, then to purplish red, and finally to orange. Actually, the hybrid PNIPAm/AuNPs aerogel can be prepared with/without tetramethylethylenediamine (TEMED). Without TEMED, N-isopropylacrylamide (NIPAM) required a high temperature about $60\text{ }^\circ\text{C}$ in the presence of Potassium Persulfate (KPS) for polymerization. While polymerization reaction was achieved at room temperature by the addition of TEMED, because TEMED can act as an activator for the activity of KPS.




Figure 2. The photographic images and scanning electron microscopy (SEM) images of hybrid PNIPAm/AuNPs aerogel with different Au concentrations (a, c: 0.97%; b, d: 0.097%).

Figure 2a and b show photographic images of the hybrid PNIPAm/AuNPs aerogel with different Au concentrations, which clearly show their distinctive low-density feature by standing on the tip of the flower. The density of hybrid aerogel can be tuned in a range from 0.001 to 0.5g/cm^3 . The lowest density is about 0.177g/cm^3 , approximately one hundred forty-five times heavier than air density (0.00122g/cm^3). Figure 2c and 2d shows SEM images of hybrid aerogel. The hybrid PNIPAm/AuNPs aerogel with Au concentration of 0.97% shows a honeycomb-like structure. While the hybrid aerogel with low Au concentration of 0.097% shows broken multilayer structure. It is clear to see porous structure in hybrid PNIPAm/AuNPs aerogel, and as Au concentrations increased, the number and size of porous increased. The previous work about PNIPAm-catechol2@Au hydrogel also shows the similar structure.²⁷ Additionally, different

well-designed shapes of Au-aerogel can be obtained by present approach, which is an easy method to acquire versatility in shapes of Au-aerogel (**Figure S5**).

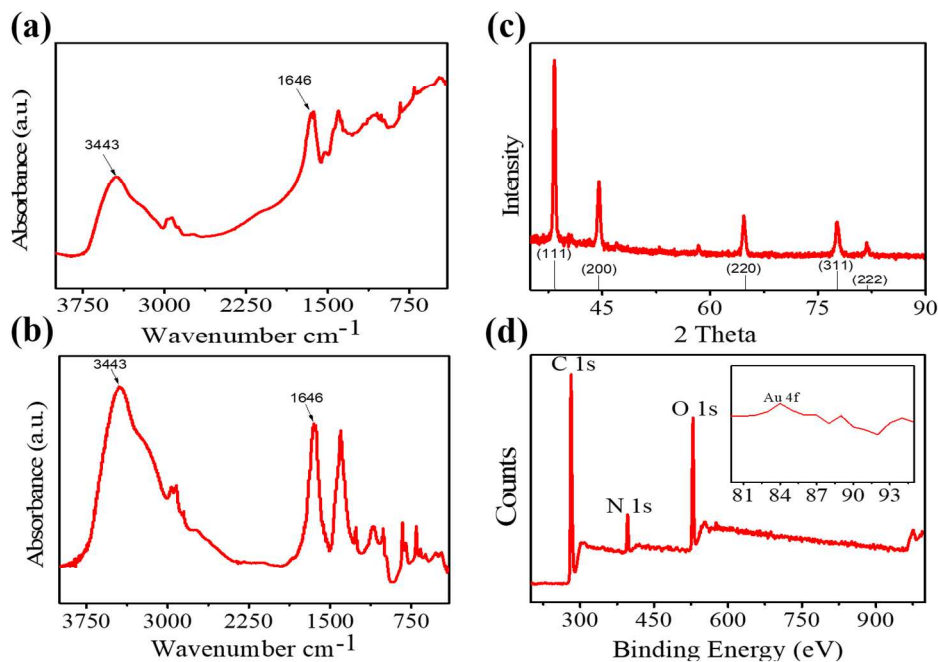


Figure 3. FTIR spectra of (a) PNIPAm and (b) PNIPAm/AuNPs aerogel; (c) XRD spectra and (d) XPS spectra of hybrid PNIPAm/AuNPs aerogel.

In order to characterize the structure of PNIPAm/AuNPs aerogel, different instrumental techniques have performed, and corresponding data were shown in **Figure 3**. The FTIR spectra of PNIPAM and Au-PNIPAM has shown its characteristic peaks in **Figure 3(a, b)**. The carbonyl (C=O) stretching vibration at nearly 1646 cm^{-1} and the amine (N-H) stretching frequency at 3443 cm^{-1} can be ascribed into the side chain of PNIPAM.³⁴⁻³⁵ XRD was used to predict the monocrystalline structure of AuNPs. The obtained results (**Figure 3(c)**) showed the diffraction peaks appeared at $2\theta=38.3^\circ$, 44.4° , 64.7° , 77.6° and 81.5° correspond to (111), (200), (220), (311) and (222) of characteristics peaks of gold metal, respectively.^{2,26} XPS spectra

(Figure 3(d).) of Au-aerogel has clearly shown information about the Au (B.E=81-85eV) and other major chemical contents such as carbon, oxygen, and nitrogen from PNIPAm.

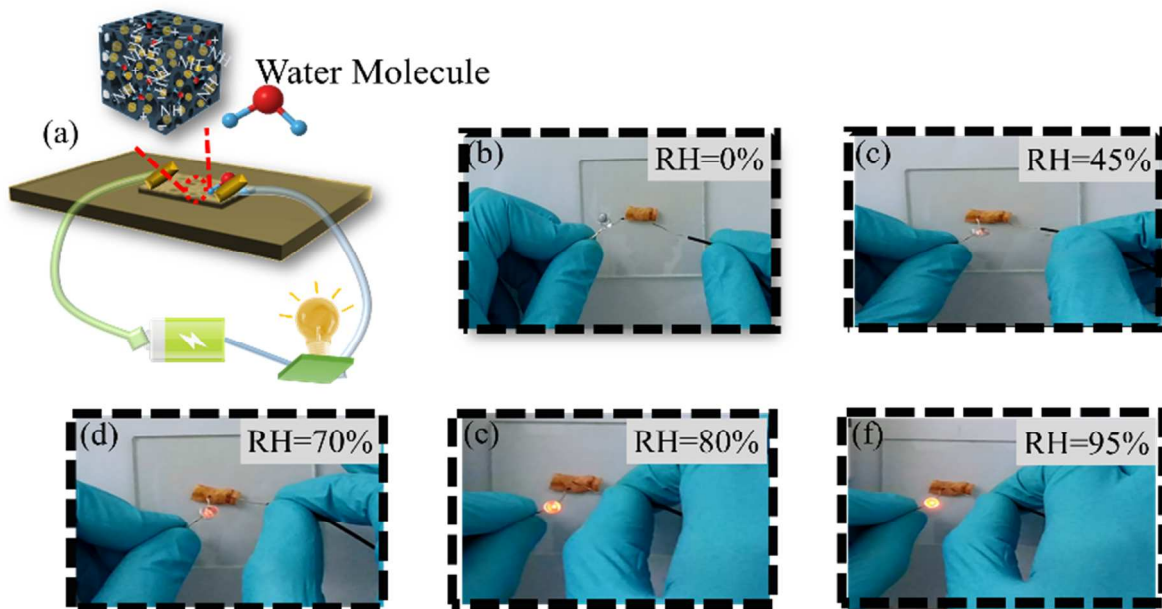


Figure 4. Schematic (a) for hybrid PNIPAm/AuNPs aerogel in a circuit to detect humidity sensing from water molecule; b-f shows the conductivity changes with respect to relative humidity (RH).

Figure 4 shows that the conductivity of hybrid PNIPAm/AuNPs aerogel is very sensitive to humidity. As the contents of gold nanoparticles increase in hybrid aerogel, it is expected to get the high conductive properties. The conductivity can be precisely controlled by simply tuning Au concentrations in hybrid aerogel. Aerogel can be used as switch in the circuit (Figure 4a) to turn on/off the light by connection of circuit with aerogel exposing to water molecules. Figure 4b-f shows the relationship between the conductivity of hybrid aerogel and Au concentrations. It is clear to see that the conductivity can be tuned from nanoampere to microampere, which is promising in an electronic circuit without utilization of semiconductors. The humidity sensing

1
2
3 mechanism can be explained based on the conductivity signals. AuNPs in the hybrid
4
5 PNIPAm/AuNPs aerogel are not connected each other by themselves, leading to the low
6
7 conductivity. While, water molecules would interact with hybrid aerogel, and results in the clear
8
9 conductivity change. Water molecules may cause the additional pathways of proton transport,
10
11 beyond the distance between two AuNPs. Water molecules tend to interact with C=O and amine
12
13 groups of PNIPAm through hydrogen bond and act as a bridge between two AuNPs. Yamauch et
14
15 al³⁶ explained theoretically and experimentally the formation of hydrogen bond between N-H
16
17 group of PNIPAm with the oxygen of water molecules. In FTIR spectra (Figure S6), it is clearly
18
19 to see two peaks. One is at 1625cm⁻¹, which can assigned to C=O bound to water molecules.
20
21 The second peak at 1650cm⁻¹ can be assigned to amide group (C=O----HN) from hydrogen
22
23
24
25
26 bond.
27
28
29
30
31
32
33
34
35
36
37
38
39
40
41
42
43
44
45
46
47
48
49
50
51
52
53
54
55
56
57
58
59
60

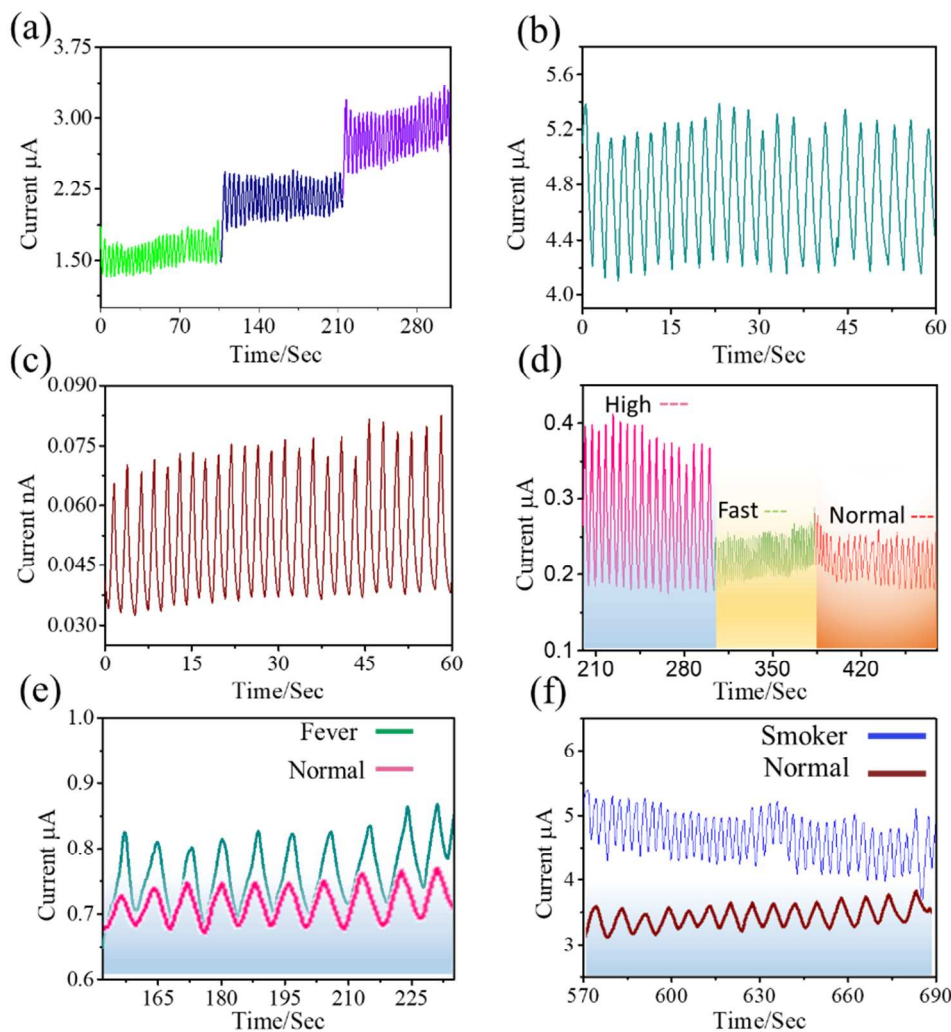


Figure 5. Real-time breath analysis by using Au-aerogel sensor at different states of subject. (a) The detection of normal breath with sneezing; (b) Au-aerogel sensor with high Au concentration for the detection of normal breath; (c) Au-aerogel sensor with low Au concentration for the detection of normal breath; (d) The detection of breath at different breath rate (high breath, fast breath and normal breath); (e) The detection of breath from normal and sick person; (f) The detection of breath from smoker and normal person.

The humidity sensing of hybrid Au aerogel to water molecules allow us to monitor human breath. The hybrid Au aerogel was employed in a designed smart mask for the detection of humidity sensing. The mask is very simple and have great advantages such as non-invasive

1
2
3 sensor and no-contact with skin for diagnosing different diseases such as asthma, cancer,
4 diabetes etc.^{31,37} Theoretically, human breath monitoring by hybrid Au aerogel based sensor is
5 possible due to the increase of humidity during exhaling breath process. Therefore, the designed
6 Au aerogel-based sensor can measure the different breath response. The breath air usually is
7 humid, and contains lots of water molecules. When breath air comes out from the mouth, there is
8 an increase in conductivity and contrary it would show decrease in conductivity during inhaling
9 process. Figure 5a shows the detection of normal breath with sneezing. The hybrid Au aerogel
10 still shows response. High concentration of Au in Au-aerogel causes the conductivity change
11 during breath response to about microampere **Figure 5b**, while low concentration (0.25mM) of
12 H_{AuCl₄} also shows a good response to breath while conductivity value decreases to nanoampere
13 **Figure 5c**. Similarly, **Figure 5d** shows detection of breath at different breath rate (high breath,
14 fast breath and normal breath. It is clear to see a clear difference between the normal and fast
15 breath rate. In addition, the irregular breath were tested. Normal and ill person breath are
16 monitored and obtained a clear difference in **Figure 5e**, as the breath rate of a normal person is
17 lower than the person with disease. A smoker breath is different from a normal person breath
18 (**Figure 5f**). Smoking cause damage to lungs and respiratory system, after few years of regular
19 smoking, a person shows uncontrollable breath rate. The breath from non-smoker normally
20 changes regularly at a long time. While in case of smokers, the breath normally changes
21 irregularly, which lead to a clear difference in humidity sensing signals.
22
23
24
25
26
27
28
29
30
31
32
33
34
35
36
37
38
39
40
41
42
43
44
45
46
47
48
49
50
51
52
53
54
55
56
57
58
59
60

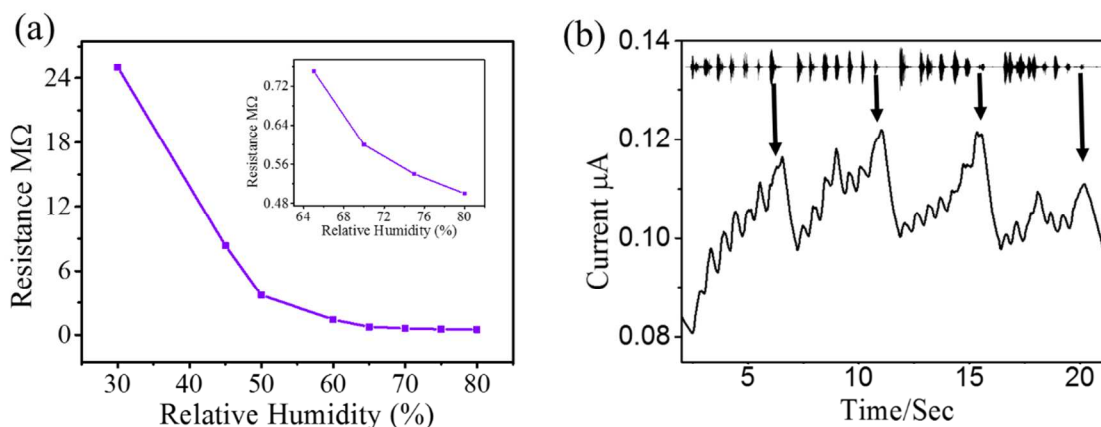


Figure 6. The relationship (a) between the resistance and relative humidity range (30%-80%) and (b) Au-aerogel sensor used in whistle tune recognition.

The response of Au-aerogel to relative humidity is much stronger in humidity value from 25 to 60% (**Figure 6a**). It is very interesting to find that response of Au aerogel can be used to get the response of whistle. **Figure 6b** shows that when a person blows whistle near aerogel, hybrid Au aerogel can detect the humidity, and show a proper change of conductivity value during whistle. Interestingly, the Au aerogel system showed similar signal peaks by the audio signals of a tune, which is promising in practical applications such as voice recognition, song notes recognition and noise identification.

4. Conclusions

In summary, we successfully synthesized low-density and highly porous hybrid PNIPAm/AuNPs aerogel. By taking the advantage of conductivity of AuNPs and high surface area of highly porous structure, the hybrid Au aerogel showed high sensitivity to water molecules. The designed humidity sensor can be used to detect human breath and whistle tune recognition, which is promising in practical flexible wearable devices for human health monitoring or some other advanced applications in near future.

Acknowledgments

We gratefully acknowledge the Natural Science Foundation of China (Grant Nos. 51473179), the Bureau of Frontier Science and Education of Chinese Academy of Sciences (QYZDB-SSW-SLH036), Fujian province-Chinese Academy of Sciences STS project (2017T31010024), and Youth Innovation Promotion Association of Chinese Academy of Science (2016268 and 2017337).

Supporting Information Available: UV-Vis spectra of synthesized AuNPs, TEM image of AuNPs, different shapes of synthesized Au-aerogel and breath response. This material is available free of charge via the Internet at <http://pubs.acs.org>

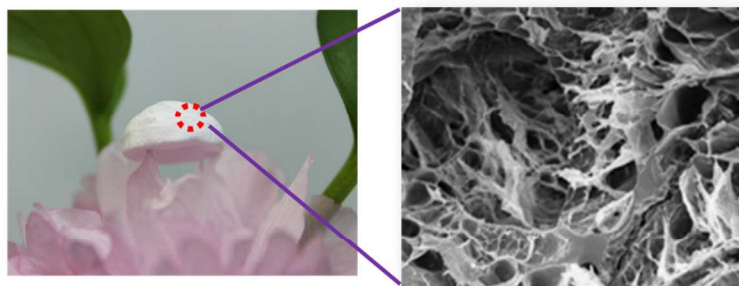
References

1. Farahani, H.; Wagiran, R.; Hamidon, M. N., Humidity sensors principle, mechanism, and fabrication technologies: a comprehensive review. *Sensors* **2014**, *14*(5), 7881-7939.
2. Tomer, V. K.; Duhan, S.; Adhyapak, P. V.; Mulla, I. S.; Gouma, P., Mn-Loaded Mesoporous Silica Nanocomposite: A Highly Efficient Humidity Sensor. *J. Am. Chem. Soc.* **2015**, *98*(3), 741-747.
3. Yang, H.; Ye, Q.; Zeng, R.; Zhang, J.; Yue, L.; Xu, M.; Qiu, Z. J.; Wu, D., Stable and Fast-Response Capacitive Humidity Sensors Based on a ZnO Nanopowder/PVP-RGO Multilayer. *Sensors (Basel)* **2017**, *17*(10).
4. Chen, Z.; Lu, C., Humidity sensors: a review of materials and mechanisms. *Sensor lett.* **2005**, *3*(4), 274-295.
5. Ashok, C. H.; Rao, K. V.; Chakra, C. S., Comparison of Metal Oxide Nanomaterials: Humidity Sensor Applications. In *Materials, Energy and Environment Engineering*. Springer, 267-275.
6. Tomer, V. K.; Duhan, S., A facile nanocasting synthesis of mesoporous Ag-doped SnO₂ nanostructures with enhanced humidity sensing performance. *Sensors and Actuators B: Chemical* **2016**, *223*, 750-760.
7. Guo, H.; Lan, C.; Zhou, Z.; Sun, P.; Wei, D.; Li, C., Transparent, flexible, and stretchable WS₂ based humidity sensors for electronic skin. *Nanoscale* **2017**, *9*(19), 6246-6253.
8. Zhang, Y.; Yu, K.; Jiang, D.; Zhu, Z.; Geng, H.; Luo, L., Zinc oxide nanorod and nanowire for humidity sensor. *Applied Surface Science* **2005**, *242*(1-2), 212-217.
9. Phan, D. T.; Park, I.; Park, A. R.; Park, C. M.; Jeon, K. J., Black P/graphene hybrid: A fast response humidity sensor with good reversibility and stability. *Sci Rep* **2017**, *7*(1), 10561.
10. Z. Li; H. Zhang; W. Zheng; W. Wang; H. Huang; C. Wang; Y. Wei, Highly Sensitive and Stable Humidity Nanosensors Based on LiCl Doped TiO₂ Electrospun Nanofibers. *J. Am. Chem. Soc.* **2008**, *130*(15), 5036-5037.

11. Szendrei-Temesi, K.; Sanchez-Sobrado, O.; Betzler, S. B.; Durner, K. M.; Holzmann, T.; Lotsch, B. V., Lithium Tin Sulfide-a High-Refractive-Index 2D Material for Humidity-Responsive Photonic Crystals. *Adv. Funct. Mater.* **2018**, 1705740.
12. Ji, D.; Song, H.; Chen, B.; Zhang, F.; Cheney, A. R.; Zhang, N.; Zeng, X.; Atkinson, J. D.; Zhou, C.; Cartwright, A. N.; Gan, Q., Frozen “Tofu” Effect: Engineered Pores of Hydrophilic Nanoporous Materials. *ACS Omega* **2017**, *2*(8), 4838-4844.
13. Singh, H.; Tomer, V. K.; Jena, N.; Bala, I.; Sharma, N.; Nepak, D.; De Sarkar, A.; Kailasam, K.; Pal, S. K., A porous, crystalline truxene-based covalent organic framework and its application in humidity sensing. *J. Mater. Chem. A* **2017**, *5*(41), 21820-21827.
14. Ming-Qing Liu; Wang, C.; Kim, N.-Y., High-Sensitivity and Low-Hysteresis Porous MIMType Capacitive Humidity Sensor Using Functional Polymer Mixed with TiO₂ Microparticles. *Sensors* **2017**, *17*(2), 0284.
15. Zhu, C.; Shi, Q.; Fu, S.; Song, J.; Xia, H.; Du, D.; La Porta, A.; Lin, Y., Efficient Synthesis of MCu (M= Pd, Pt, and Au) Aerogels with Accelerated Gelation Kinetics and their High Electrocatalytic Activity. *Adv. Funct. Mater.* **2016**, *28*(39), 8779-8783.
16. Liu, W.; Herrmann, A. K.; Bigall, N. C.; Rodriguez, P.; Wen, D.; Oezaslan, M.; Schmidt, T. J.; Gaponik, N.; Eychmuller, A., Noble metal aerogels-synthesis, characterization, and application as electrocatalysts. *Acc Chem Res* **2015**, *48*(2), 154-62.
17. Zhang, Y.; Zhu, J.; Ren, H.; Bi, Y.; Zhang, L.; S, B. A., Synthesis and properties of melamine–starch hybrid aerogels cross-linked with formaldehyde. *J Sol-Gel Sci Technol.* **2017**, 1-9.
18. Kistler, S. S., Coherent Expanded Aerogels and Jellies. *Nat. Chem.* **1931**, *127*, 741.
19. Zettl, A. K.; Rousseas, M.; Goldstein, A. P.; Mickelson, W.; Worsley, M. A.; Woo, L.; U.S. Patent No. 9, 146. Washington, DC: U.S. Patent and Trademark Office. 2017., Crystalline boron nitride aerogels. *U.S. Patent No. 9,611,146. Washington, DC: U.S. Patent and Trademark Office.* **2017**.
20. Kim, G. P.; Lee, M.; Lee, Y. J.; Bae, S.; Song, H. D.; Song, I. K.; Yi, J., Polymer-mediated synthesis of a nitrogen-doped carbon aerogel with highly dispersed Pt nanoparticles for enhanced electrocatalytic activity. *Electrochim. Acta.* **2016**, *193*, 137-144.
21. Sun, G.; Ma, L.; Ran, J.; Shen, X.; Tong, H., Incorporation of homogeneous Co₃O₄ into a nitrogen-doped carbon aerogel via a facile in situ synthesis method: implications for high performance asymmetric supercapacitors. *J. Mater. Chem. A* **2016**, *4*(24), 9542-9554.
22. Nystrom, G.; Fernandez-Ronco, M. P.; Bolisetty, S.; Mazzotti, M.; Mezzenga, R., Amyloid Templated Gold Aerogels. *Adv. Mater.* **2016**, *28*(3), 472-8.
23. Qian, F.; Lan, P. C.; Freyman, M. C.; Chen, W.; Kou, T.; Olson, T. Y.; Zhu, C.; Worsley, M. A.; Duoss, E. B.; Spadaccini, C. M.; Baumann, T.; Han, T. Y., Ultralight Conductive Silver Nanowire Aerogels. *Nano Lett* **2017**.
24. Pong, F. Y.; Lee, M.; Bell, J. R.; Flynn, N. T., Thermoresponsive Behavior of Poly(N-Isopropylacrylamide) Hydrogels Containing Gold Nanostructures. *Langmuir* **2006**, *22*, 3851-3857.
25. Mogera, U.; Sagade, A. A.; George, S. J.; Kulkarni, G. U., Ultrafast response humidity sensor using supramolecular nanofibre and its application in monitoring breath humidity and flow. *Scientific reports.* **2014**, 4.
26. Chen, Y. S.; Li, Y.; Yang, M. J., A fast response resistive thin film humidity sensor based on poly(4-vinylpyridine) and poly(glycidyl methacrylate). *J. Appl. Polym. Sci.* **2007**, *105*(6), 3470-3475.

- 1
2
3 27. Frens, G., Controlled nucleation for the regulation of the particle size in monodisperse
4 gold suspensions. *Nature* **1973**, *241(105)*, 20-22.
- 5 28. Huang, Y.; Kim, D. H., Synthesis and self-assembly of highly monodispersed
6 quasispherical gold nanoparticles. *Langmuir* **2011**, *27(22)*, 13861-7.
- 7 29. Jia, Y.; Zhang, L.; Song, L.; Dai, L.; Lu, X.; Huang, Y.; Zhang, J.; Guo, Z.; Chen, T.,
8 Giant Vesicles with Anchored Tiny Gold Nanowires: Fabrication and Surface-Enhanced Raman
9 Scattering. *Langmuir* **2017**, *33(46)*, 13376-13383.
- 10 30. Huang, Y. J.; Dai, L. W.; Song, L. P.; Zhang, L.; Rong, Y.; Zhang, J. W.; Nie, Z. H.;
11 Chen, T., Engineering Gold Nanoparticles in Compass Shape with Broadly Tunable Plasmon
12 Resonances and High-Performance SERS. *ACS Appl. Mater. Interfaces* **2016**, *8*, 27949-27955.
- 13 31. Zhang, L.; Dai, L.; Rong, Y.; Liu, Z.; Tong, D.; Huang, Y.; Chen, T., Light-triggered
14 reversible self-assembly of gold nanoparticle oligomers for tunable SERS. *Langmuir* **2015**,
15 *31(3)*, 1164-1171.
- 16 32. Huang, Y.; Ferhan, A. R.; Cho, S. J.; Lee, H.; Kim, D. H., Gold Nanowire Bundles
17 Grown Radially Outward from Silicon Micropillars. *ACS Appl. Mater. Interfaces* **2015**, *7(32)*,
18 17582-17586.
- 19 33. Ramadan, H.; Coradin, T.; Masse, S.; El-Rassy, H., Synthesis and characterization of
20 mesoporous hybrid silica-polyacrylamide aerogels and xerogels. *Silicon*. **2011**, *3(2)*, 63-75.
- 21 34. Su, G.; Zhou, T.; Liu, X.; Ma, Y., Micro-dynamics mechanism of the phase transition
22 behavior of poly (N-isopropylacrylamide-co-2-hydroxyethyl methacrylate) hydrogels revealed
23 by two-dimensional correlation spectroscopy. *Polym. Chem.* **2017**, *8(5)*, 865-878.
- 24 35. Chakraborty, P.; Bairi, P.; Roy, B.; Nandi, A. K., Rheological and fluorescent properties
25 of riboflavin-poly (N-isopropylacrylamide) hybrid hydrogel with a potentiality of forming Ag
26 nanoparticle. *RSC Adv.* **2014**, *4(97)*, 54684-54693.
- 27 36. Yamauchi, H.; Maeda, Y., LCST and UCST behavior of poly (N-isopropylacrylamide) in
28 DMSO/water mixed solvents studied by IR and micro-Raman spectroscopy. *J. Phys. Chem. B*
29 **2007**, *111(45)*, 12964-12968.
- 30 37. Kim, K. H.; Jahan, S. A.; Kabir, E., A review of breath analysis for diagnosis of human
31 health. *Trends Analyt Chem.* **2012**, *33*, 1-8.
- 32
33
34
35
36
37
38
39
40
41
42
43
44
45
46
47
48
49
50
51
52
53
54
55
56
57
58
59
60

TOC

**Au Aerogel**